












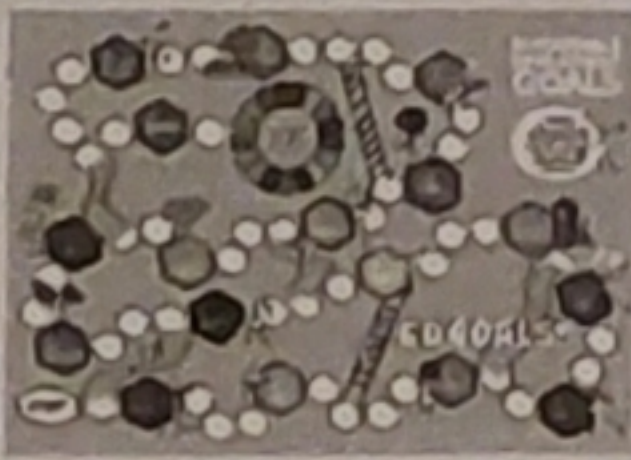


MINIMAX exercises for your English classes 😊!

1	Turn your brain on! XRL	GOOD MORNING! I HOPE YOU ALL SLEPT WELL? XLLR RLRLXXX LX LRL XRX LRL XRXRL XRLR X= clap, R= raise right hand, L= raise left hand
2	Cards on floor (write on B/B) 	Each st answers questions/ on floor in circle or on B/B -How are you feeling this morning? -What did you do last night? -What are you going to do this weekend?
3	Quick dictation	Dictate 8 short sentences about yourself (or on a topic covered) Sts write down sentences Discuss with a neighbour which are T or F Compare in plenum.
4	Self-made Bingo BINGO!	Collect words on B/B from sts on a topic Ask sts to draw a grid with 9 squares Fill in 9 words from the B/B Tchr elicits words (cross them out on B/B) First st. to cross out all 9 words shouts "BINGO"!
5	Cup of conversation 	Put cards in a big cup Pass the cup through the class – every st. takes a card Discuss the words with your partner After 2 minutes pass both cards (clockwise) to next pair..and so on.
6	Fish it! 	2 sts sit/ stand at the front of the class Each st picks a card out of the cup They talk about the cards, include them in a dialogue Other sts shout "Fish it" – sts put their cards to one side and pick 2 more...talk again till "Fish it" is shouted again. Choose 2 other sts after a short while.
7	Shadow duel 	1 st stands behind another st's chair Tchr asks a question First to answer correctly may sit down Other st goes and stands behind another st's chair...
8	Sitters and movers 	Class is divided alternately into As and Bs. Every st. gets a hand-out with tasks to do Task no. 1 is done with the partner sitting next to you. Tchr rings bell(claps) and all Bs get up and move to the next A(partner) – move clockwise through the classroom New partners do the next task together...and so on.
9	ABC clapping exercise 	Each st gets a letter of the alphabet Clap-clap-letter-letter: clap-clap- G-T / Clap-clap- T – F (Clap thighs – clap hands – snip fingers when saying the letters)
10	Flowers & potatoes 	2 teams: Flowers and Potatoes 1 member of each team sits with back to B/B Tchr writes a word on B/B – each team must explain the word to their st. without using the word. First st to shout the right answer gets a point – swap sts.
11	3-headed-monster 	3 sts sit / stand in a row in front of the class Tchr / sts ask the monster a question Each "head" can only say one word at a time What do you think about the seminar? I-think- the seminar-is-very interesting-and I-like-it. Fullstop
12	Three coins 	Give each st 3 coins. Sts walk around the class and ask each other questions. YES/NO not allowed, otherwise you must give up a coin. St with the most coins after 5 minutes is the winner

13	Puzzle in the hat 	<p>Write down different tasks for groups to do. Cut up the tasks to decide which st is in which group (Don't cut up the tasks until you are in the class in case so. is ill!)</p> <p>Sts prepare their task and present it to the class Give a time limit for their preparation Tasks will be sent digitally</p>
14	This is how we roll it! 	<p>Sts work in groups 1 sts writes down what tchr dictates (conversation topics) List of numbers 1-6</p> <ol style="list-style-type: none"> 1. Hunting foxes 2. Eating meat 3. Being a politician 4. Celebrating New Year's Eve 5. Influencers 6. Online shopping <p>Sts take turns to roll the dice and explain/talk about the word they land on. Repetition is good, it doesn't matter if numbers get repeated</p>
15	Small talk cards 	<p>Each group is given 6 empty cards (different colours) Tchr gives each group a different topic Sts write one word (maximum three words) on each card Each grp passes its cards on to the neighbour grp New group plays the game, as in "This is how we roll it!" After 5 mins pass cards on again to next group</p>
16	Switcheroo <p>Topics:</p> <ul style="list-style-type: none"> -<i>buying a present in a shop</i> -<i>inviting someone to go out</i> -<i>asking about a holiday</i> -<i>telephone complaint about a wrong delivery</i> -<i>buying a new mobile phone</i> -<i>organising an outing</i> 	<p>Groups of 4 or 6 sts (even number, if possible) Each st has a sheet of A4 paper Tchr gives each group member a topic Every st writes the first sentence of a dialogue on this topic When the whole group has written a sentence, the sheets get passed on to the person on their right This st then reads the first sentence and writes a reply. Then the sheet gets passed on again: read, write, pass on... till the dialogue is finished Then practice reading the dialogues aloud in pairs Afterwards the best dialogue in each group can be read to the class</p>
17	Grab it! 	<p>Divide the class into groups (not more than 4 in a group) Give each group 15 -20 small cards (different colour for each grp) Oldest st in the grp writes down the words dictated by the tchr One word on each card The cards are put face-up in the middle of the table All sts sit round the table, hands in their laps Tchr elicits a word "You need this to be allowed to drive a car" Sts "grab" the right card (driving licence) St with the most cards at the end is the winner</p>
18	Board games 	<p>Either use a ready-made game or Let sts make their own board games Give them an empty template or let them design their own Sts work in grps, tchr gives each grp a different topic to revise Useful at the end of a course, good for repetition! (Templates for both will be sent digitally)</p>